

spirax/sarco®

Bronze Strainers BT, TBT

Type	BT	TBT
Sizes	1/4" to 3"	1/2" to 3"
Connections	NPT	Sweat tubing
Construction	Bronze	
Max Saturated Steam Pressure	250 psig	
Standard Screen	20 Mesh	
Options	Bronze Plug; 60/100 Mesh Screens	

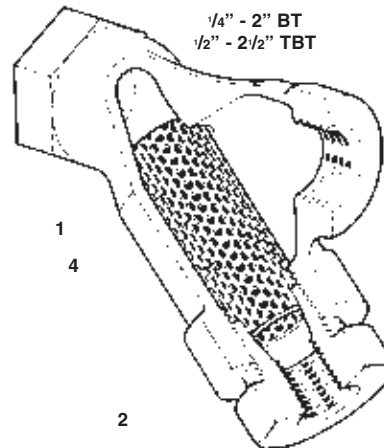
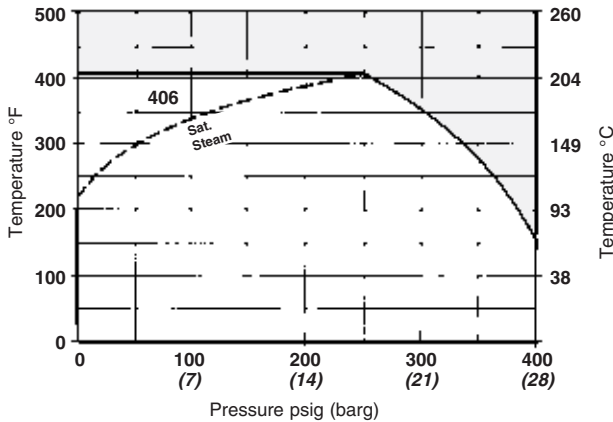
C_v VALUES & FREE AREA (STANDARD SCREEN)

Size		C _v	Free Area (sq. in.)
BT	TBT		
1/4"	-	3.5	1.37
3/8"	1/2"	3.5	1.37
1/2"	3/4"	6.5	2.20
3/4"	1"	11.5	4.0
1"	1-1/4"	20	5.2
1-1/4"	1-1/2"	28	6.8
1-1/2"	2"	38	9.45
2"	2-1/2"	70	12.56
2-1/2"	3"	100	19.05
3"	-	160	25.93

For water:
 $\text{Pressure Drop} = \frac{(\text{GPM})^2}{(\text{Cv})^2}$
 Consult factory for other liquids.
 See TIS 7.429 for pressure drops on steam, air and other gases.

Consult factory for free areas of optional screen.

LIMITING OPERATING CONDITIONS (NON-SHOCK)



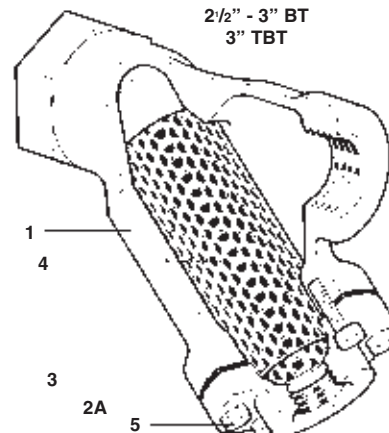
PRESSURE SHELL DESIGN CONDITIONS

Max. allowable pressure 400 psig/-20-150°F 17 barg/-29-66°C

Max. allowable temperature 406°F/0-250 psig 208°C/17 barg

CONSTRUCTION MATERIALS

No.	Part	Material	
1	Body	Bronze	ASTM B 62
2	Bushing 3/8" - 2" BT 1/2" - 2-1/2" TBT	Bronze	ASTM B 62
2A	Cap 2-1/2", 3" BT 3" TBT	Bronze	ASTM B 62
3	Cap Gasket 2-1/2", 3" BT 3" TBT	Graphite	
4	Standard Screen	Stainless Steel Type 304	
5	Cap Screws 2-1/2", 3" BT 3" TBT	Steel	ASTM A 449

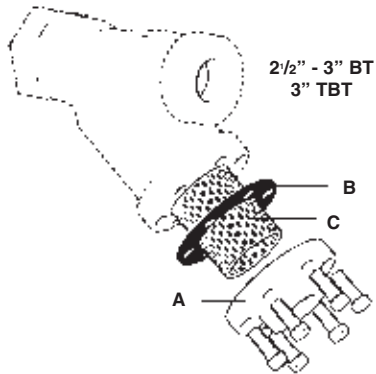
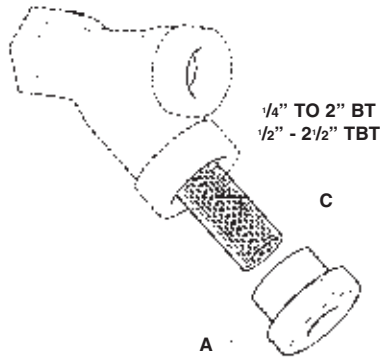


Local regulation may restrict the use of this product below the conditions quoted. Limiting conditions refer to standard connections only.
 In the interests of development and improvement of the product, we reserve the right to change the specification.

TI-7-416-US 03.10

Bronze Strainers BT, TBT

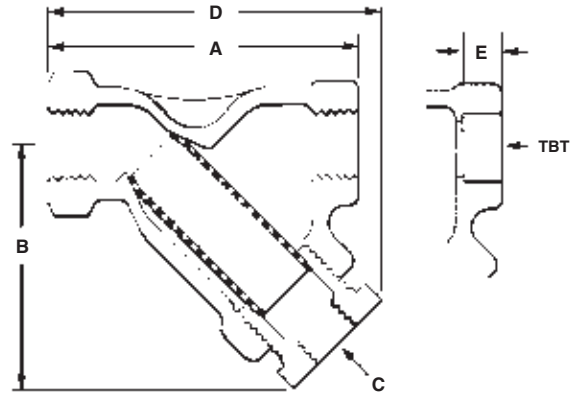
SPARE PARTS



Screen (state material, size of perf or mesh, and size of strainer)	C
Cap Gasket	B
Blowoff Bushing	A
Cap	A

INSTALLATION

The strainer should be installed with the flow direction as indicated on the body, in a vertical down or horizontal pipeline. The strainer must be accessible for periodic removal of accumulated debris, by either blowing down or removal and cleaning of the screen.



DIMENSIONS

(NOMINAL) IN INCHES AND MILLIMETERS

Size BT	Size TBT	A	B	C	D	E	Weight
1/4"*	-	3.4 86	2.2 56	1/4"	3.2 81		1 lb .45 kg
3/8"	1/2"	2.9 73	2.2 56	1/4"	3.0 76	.31 7.8	1 lb .45 kg
1/2"	3/4"	3.4 87	2.7 68	3/8"	3.9 98	.44 11.2	1.3 lb .59 kg
3/4"	1"	4.4 111	3.4 86	1/2"	4.6 117	.5 12.7	2.7 lb 1.2 kg
1"	1-1/4"	4.9 124	3.5 89	3/4"	5.0 127	.63 16	3.5 lb 1.6 kg
1-1/4"	1-1/2"	5.4 137	4.2 106	3/4"	5.4 137	.63 16	5.1 lb 2.3 kg
1-1/2"	2"	6.4 162	4.75 121	3/4"	6.6 168	.69 17.5	7.6 lb 3.5 kg
2"	2-1/2"	7.5 191	5.7 144	1"	7.9 200	.72 18.3	13.0 lb 5.9 kg
2-1/2"	3"	8.6 219	6.75 171	1-1/4"	9.1 232	.88 22.4	21.0 lb 9.5 kg
3"	-	10.1 257	7.9 200	1-1/4"	10.75 273		32.0 lb 14.5 kg

* 1/4" is 3/8" with Bushings